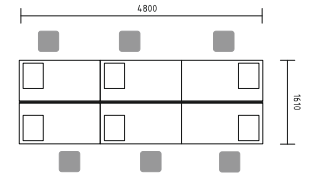


OGI_U

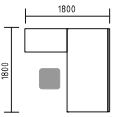
Both independent as well as integrated workstations can share matching worktops to unify office look. The desktop sizes offer excellent ergonomic capabilities - substantial workspaces, room for documents, keyboard, monitor, phone, and anything else needed in a modern office environment. Multiple bench combinations share common leg as a linking element to save space underneath a desk offering an ultimate comfort.

- BOU34** BENCH 1600/1610/1740
- BOX66** X2 EXTENDING ELEMENT 1600/1610/1740
- ZUS16** X3 SONIC PANEL 1590/38/350
- KOT13** X6 PEDESTAL 402/600/586
- SAVA** X6 CHAIR 660/610/1050-1150
- SNL16** X2 SUNBEAM LAMP Ø1440/4.10

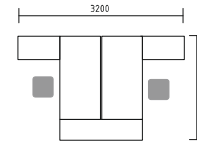


OGI_U

OGI performs superbly as an individual as well as a bench multi-user workstation. Desks linked by same height storages maximize work space. This is great for brainstorming sessions and ideas exchange. The desks contain media ports with an easy cable management and access to network.



- BOU22** STRAIGHT DESK 1800/800/740
- KD1073** PEDESTAL WITH WIDE WORKTOP 1000/800/740
- S83** CPU HOLDER
- ZPS810** SONIC PANEL 1790/38/800
- SAVA** CHAIR 660/610/1050-1150



- BOU24** BENCH 1600/1610/740
- PLU01** X2 EXTENSION 800/600/740
- ZUS16** SONIC PANEL 1590/38/350
- SLD13** X2 PEDESTAL 416/600/586
- A2P16** STORAGE WITH SLIDING DOOR 1610/432/740
- AS506TH** X2 FILING STORAGE WITH METAL SHELVES 1200/432/1833
- AS105TH** X2 FILING STORAGE WITH METAL SHELVES 1000/432/1833
- SAVA** X2 CHAIR 660/610/1050-1150



Storages with metal shelves hide solution for suspension files.



SKP13 PEDESTAL PILOW 400/600/52

OGI_U

OGI offers countless options for workplace creation. With a wide variety of desks, multi-functional storages and extensions, there are possibilities to build individual or multi - user workspaces according to company's needs. Smart accessories improve office operations and work effectiveness.

- BOU34** X2 BENCH 1600/1610/1740
- ZUS16** X2 SONIC PANEL 1590/38/350
- D1, D3** X4 ACCESSORIES
- BOU21** X2 STRAIGHT DESK 1600/800/1740
- ZPS816** X2 SONIC PANEL 1590/38/800
- A2P16** X2 SLIDING DOOR STORAGE 1610/432/1740
- A2L16** X2 TAMBOUR STORAGE 1610/432/1740
- ATL04** X5 TAMBOUR STORAGE 800/402/389
- PAL1** X5 FABRIC SCREEN 1611/341/122
- AS104HZ** X6 STORAGE WITH HPL FRONT 801/432/1833
- A5504** X2 STORAGE 801/432/1833
- SAVA** X6 CHAIR 660/610/1050-1150

