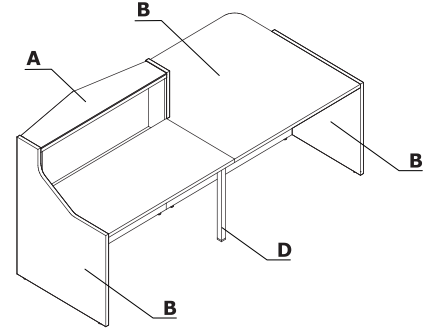
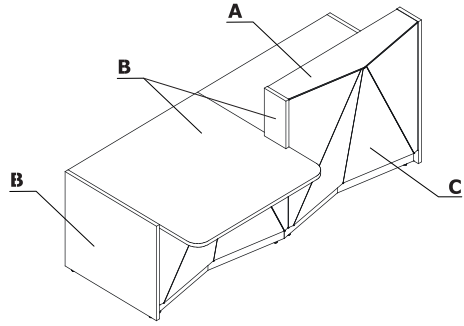


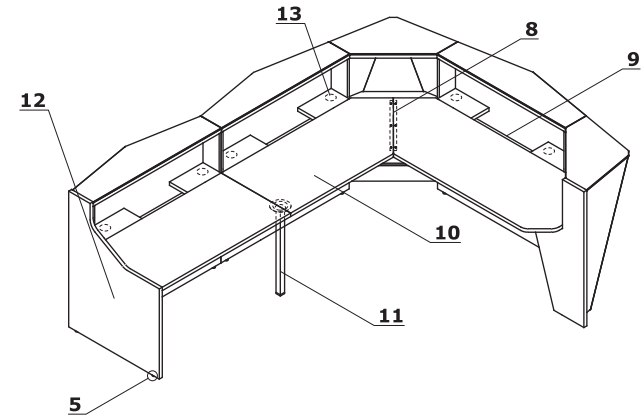
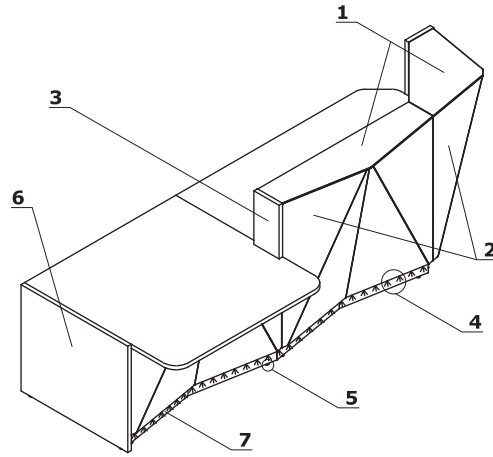
Colour combination - Alpa



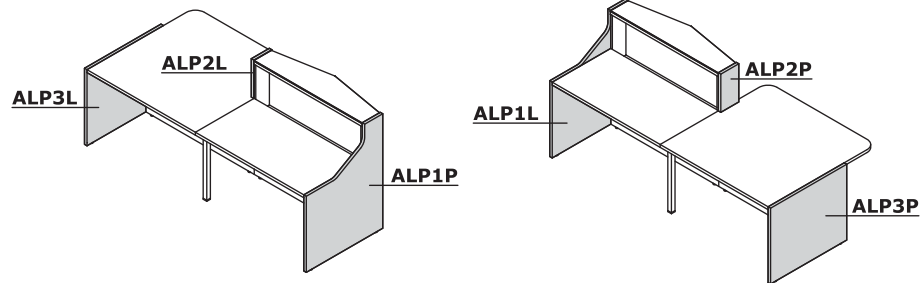
Material	Colour	All elements															
		A - Upper top	B - Body	C - Front	D - Supporting legs												
Glass	116 - glass black - RAL 9005	✓	08 - black	✓													
	117 - glass white - RAL 9003	✓	67 - white pastel	✓													
	124 - glass silver - RAL 9007	✓	26 - aluminum satinato	✓													
MFC	08 - black		✓														
	67 - white pastel		✓														
	26 - aluminum satinato		✓														
Metal	M009 - aluminium semi-matt RAL 9006				✓												
	M015 - white semi-matt RAL 9010				✓												
	M115 - black semi-matt RAL 9005				✓												

Technical specification

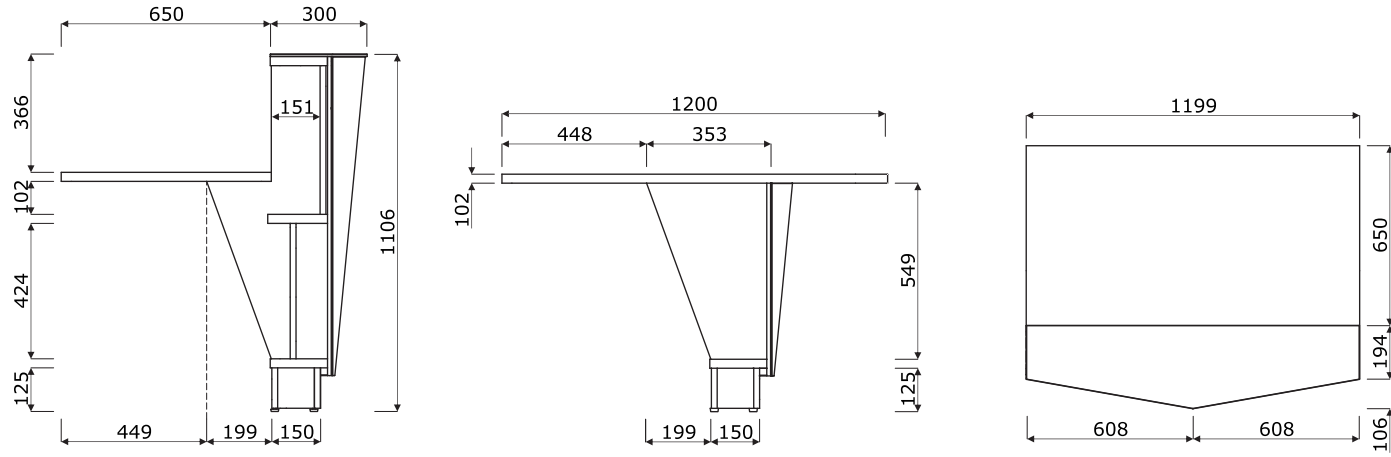
- 1 Top** - MFC 28 mm, tempered glass 8 mm
- 2 Front** - MFC 12 mm + Glass LACOBEL 4 mm
- 3 Side panel linking low and high fronts**
- MFC 28 mm, ABS edge
- 4 LED illumination** - at the full length of the reception desk, cold white color (verging on the blue shade);
- 5 Leveling** - 5 mm range
- 6 Low side panel** - MFC 28 mm, ABS edge
- 7 Kick plate** - HPL - brushed aluminium
- 8 Fixing flat bar**
- 9 Monitor shelf** - MFC 28 mm
- 10 Worktop** - MFC 28 mm, ABS edge, fitted with 2 MFC-caps
- 11 Supporting leg** - NG41 - powder coated steel, required for connecting the tops
- 12 High side panel** - MFC 28 mm, ABS edge
- 13 Cable grommets** - Ø80 mm



Ending elements application



Dimensions (mm)



		A 					B 				
Symbol		Dimensions					kg m3 pcs	Composition elements			
A	B	W1	W2	D1	D2	H					
ALP04L	ALP04P	1835	946	2608	838	1100	103 kg 1.047 m3 7 pcs	A - ALP18L+ALP1P B - ALP1L+ALP18P			

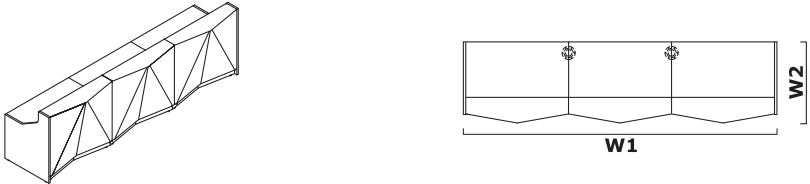
Extra charge						

Symbol		Dimensions					kg m3 pcs	Composition elements
W1	W2	D1	D2	H				
ALP05		1256	946	2608	838	1100	76.5 kg 0.782 m3 5 pcs	ALP1L+ALP12+ALP1P

Extra charge						

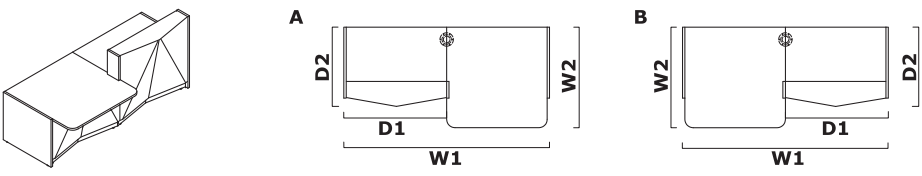
Symbol		Dimensions					kg m3 pcs	Composition elements
W1	W2	D1	D2	H				
ALP06		2456	946	2608	838	1100	129 kg 1.498 m3 9 pcs	ALP1L+2xALP12+ALP1P+NG41

Extra charge						



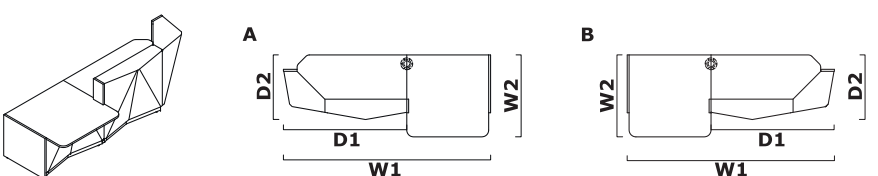
Symbol		Dimensions					kg m3 pcs	Composition elements
		W1	W2	D1	D2	H		
ALP07		3656	946	2608	838	1100	181.5 kg 2.214 m3 13 pcs	ALP1L+3xALP12+ALP1P+2xNG41

Extra charge						



Symbol		Dimensions					kg m3 pcs	Composition elements
		W1	W2	D1	D2	H		
ALP21L	ALP21P	2456	1200	1228	950	1100	136.5 kg 1.273 m3 10 pcs	A - ALP3L+ALP11+ALP2P+ALP12+ALP1P+NG41 B - ALP1L+ALP12+ALP2L+ALP11+ALP3P+NG41

Extra charge						



Symbol		Dimensions					kg m3 pcs	Composition elements
		W1	W2	D1	D2	H		
ALP22L	ALP22P	3034	1200	1806	950	1100	163 kg 1.538 m3 12 pcs	A - ALP3L+ALP11+ALP2P+ALP18P+NG41 B - ALP18L+ALP2L+ALP11+ALP3P+NG41

Extra charge						

Symbol		Dimensions					kg m3 pcs	Composition elements
		W1	W2	D1	D2	H		
ALP15		3613	946	1806	950	1100	182 kg 2.029 m3 13 pcs	ALP18L+ALP18P+NG41

Extra charge						

Symbol		Dimensions					kg m3 pcs	Composition elements
		W1	W2	D1	D2	H		
ALP16		4813	946	1806	950	1100	234.5 kg 2.745 m3 17 pcs	ALP18L+ALP12+ALP18P+2xNG41

Extra charge						

Symbol		Dimensions					kg m3 pcs	Composition elements
		W1	W2	D1	D2	H		
ALP25		4813	1200	1806	950	1100	244.5 kg 2.534 m3 19 pcs	ALP18L+ALP2L+ALP11+ALP2P+ALP18P+2xNG41

Extra charge						

Symbol		Dimensions					kg m3 pcs	Composition elements
		W1	W2	D1	D2	H		
ALP14		2514	2514	1568	1568	1100	210.5 kg 2.307 m3 14 pcs	

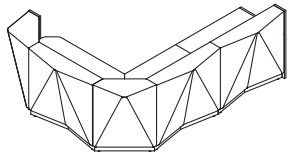
Extra charge						

Symbol		Dimensions					kg m3 pcs	Composition elements
		W1	W2	D1	D2	H		
ALP24L	ALP24P	3967	3135	2768	950	1100	299.5 kg 3.248 m3 21 pcs	A - ALP3L+ALP11+ALP2P+ALP90+ALP18P+2xNG41 B - ALP18L+ALP90+ALP2L+ALP11+ALP3P+2xNG41

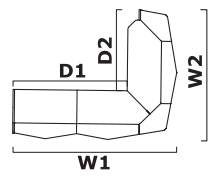
Extra charge						

Symbol		Dimensions					kg m3 pcs	Composition elements
		W1	W2	D1	D2	H		
ALP23L	ALP23P	3135	2767	2189	1568	1100	245.5 kg 2.532 m3 17 pcs	A - ALP3L+ALP11+ALP2P+ALP19P+NG41 B - ALP19L+ALP2L+ALP11+ALP3P+NG41

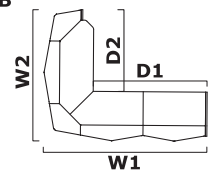
Extra charge						



A

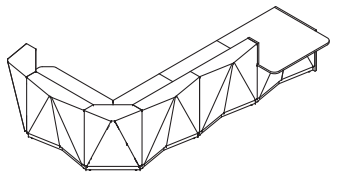


B

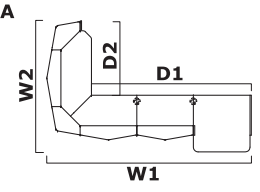


Symbol			Dimensions					kg m3 pcs	Composition elements
A	B		W1	W2	D1	D2	H		
ALP17L	ALP17P		3135	2514	2189	1568	1100	238 kg 2.757 m3 16 pcs	A - ALP1P+ALP12+ALP19L+NG41 B - ALP19P+ALP12+ALP1L+NG41

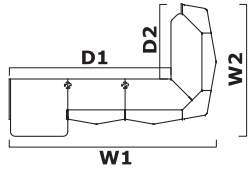
Extra charge						



A

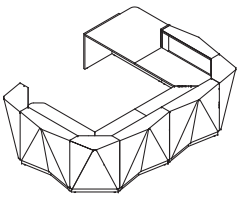


B

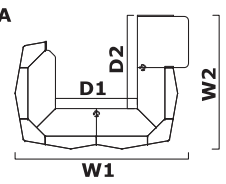


Symbol			Dimensions					kg m3 pcs	Composition elements
A	B		W1	W2	D1	D2	H		
ALP26L	ALP26P		4335	2767	3390	1568	1100	298 kg 3.248 m3 21 pcs	A - ALP3L+ALP11+ALP2P+ALP12+ALP19P+2xNG41 B - ALP19L+ALP12+ALP2L+ALP11+ALP3P+2xNG41

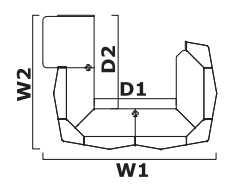
Extra charge						



A



B



Symbol			Dimensions					kg m3 pcs	Composition elements
A	B		W1	W2	D1	D2	H		
ALP27L	ALP27P		4069	3135	1922	2189	1100	382 kg 4.242 m3 26 pcs	A - ALP3L+ALP11+ALP2P+ALP90+ALP19P+2xNG41 B - ALP19L+ALP90+ALP2L+ALP11+ALP3P+2xNG41

Extra charge						

