

Ogi Drive technical specification



.mdd

MDD has a leading position among manufacturers of office furniture with many awards that prove quality and continuously increase demand for its products.

The realities of today`s market require constant quality improvement at all levels of modern organization. This applies in particular to customer service, marketing, quality of products and also to quality of processes within the company. Partnership relations among employees and with business partners form a base of economic growth and success of the company.

Constant investments in innovative machinery park, optimization of management systems and an expansion of production halls allow to minimize the lead times for the product of the highest quality.

More than twenty years of experience in office furniture industry come with reference from a long list of companies and institutions to show their appreciation for an efficient and comprehensive service.

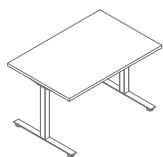
MDD is highly aware of the environment.

Being located in the forest region with lake by its side, MDD takes the nature seriously and invests constantly in a modern and energy-efficient solutions to preserve the local life. Company puts emphasis on waste segregation and recycling. MDD has been awarded for the exceptional care and involvement in waste disposal. All materials used are environmentally friendly and enjoy a high 95 % rate of being recycled.

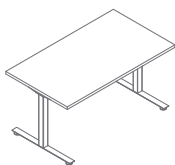
REACH



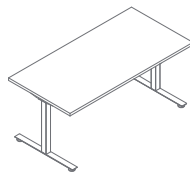
Single desks electric height adjustment – stroke 500mm



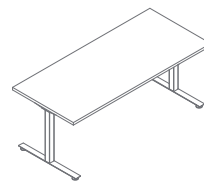
BOD52
1200 / 800 / 700-1200



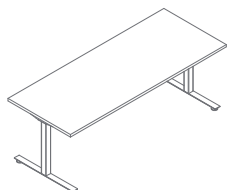
BOD54
1400 / 800 / 700-1200



BOD56
1600 / 800 / 700-1200

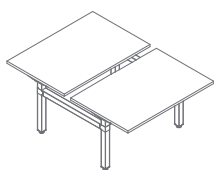


BOD58
1800 / 800 / 700-1200

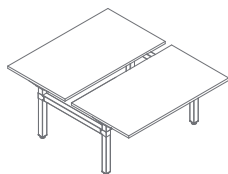


BOD60
2000 / 800 / 700-1200

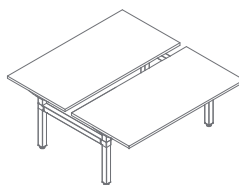
Bench desks with electric height adjustment – stroke 500mm



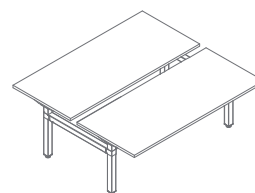
BOD512
1200 / 1690 / 700-1200



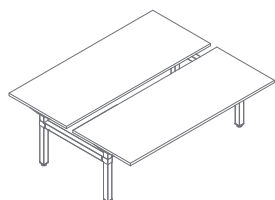
BOD514
1400 / 1690 / 700-1200



BOD516
1600 / 1690 / 700-1200

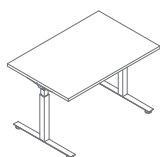


BOD518
1800 / 1690 / 700-1200

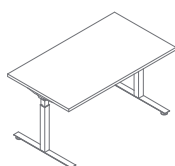


BOD520
2000 / 1690 / 700-1200

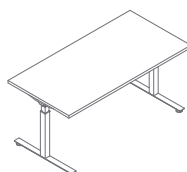
Single desks electric height adjustment – stroke 650mm



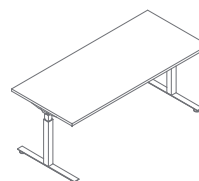
BOD62
1200 / 800 / 650-1300



BOD64
1400 / 800 / 650-1300

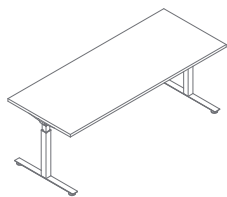


BOD66
1600 / 800 / 650-1300



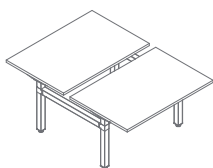
BOD68
1800 / 800 / 650-1300

Single desks electric height adjustment – stroke 650mm

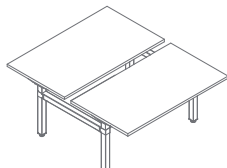


BOD70
2000 / 800 / 650-1300

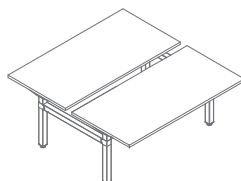
Bench desks with electric height adjustment – stroke 650mm



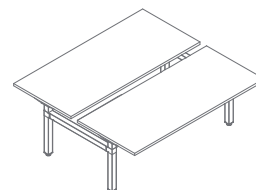
BOD612
1200 / 1690 / 650-1300



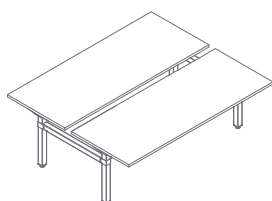
BOD614
1400 / 1690 / 650-1300



BOD616
1600 / 1690 / 650-1300

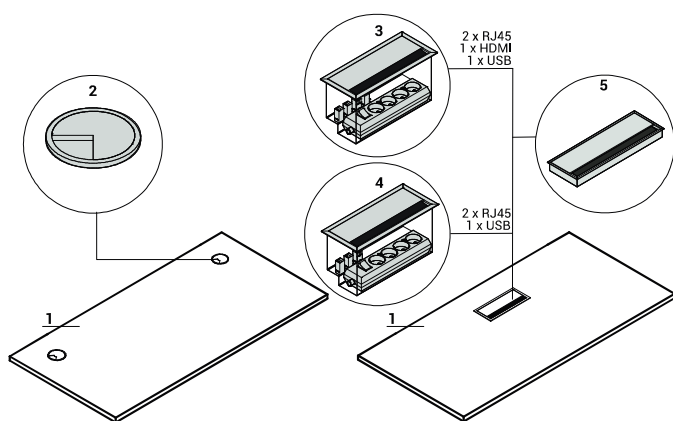


BOD618
1800 / 1690 / 650-1300



BOD620
2000 / 1690 / 650-1300

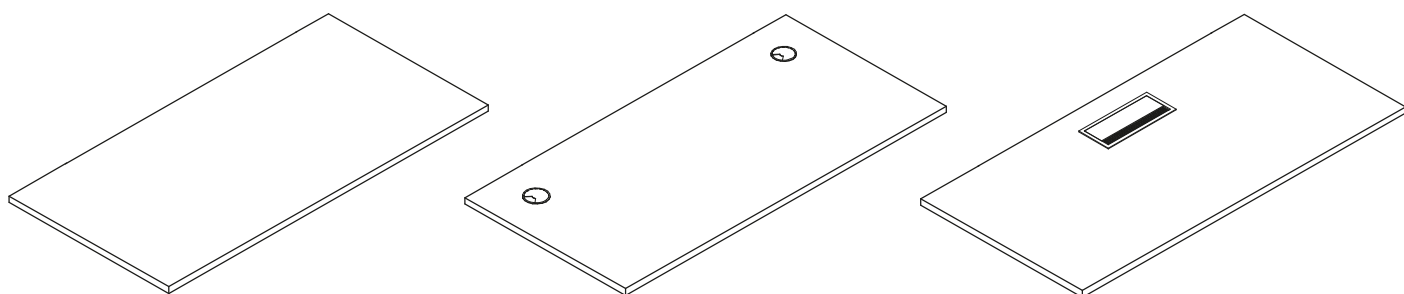
Ogi desk worktops



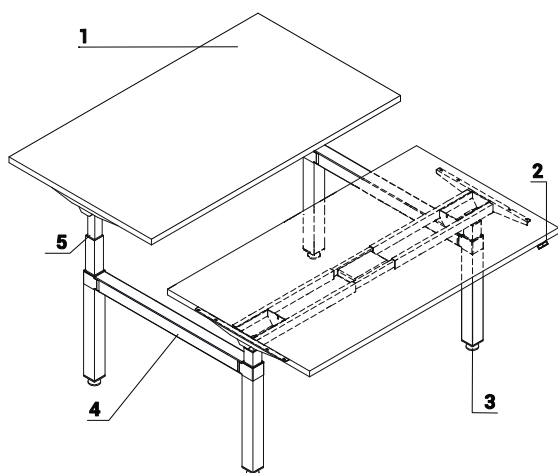
- MFC 28mm
- Complies with norm PN EN 14322
- Formaldehyde emission corresponds to class E1
- PVC edge – 2mm
- Steel fixings already embedded in the desktop – thread M6 – to attach the frame

1. Worktop - MFC 28mm, PVC edge
2. Option with additional charge - 2x grimmet PVC - Ø80mm
3. Option with additional charge - Mediabox M04H - 2xRJ45 (class E, cat. 6) +1xUSB + 1xHDMI + 4x230V, colour: M009 - aluminum semi-matte
4. Option with additional charge - Mediabox M04 - 2xRJ45 (class E, cat. 6) +1xUSB + 4x230V, colour: M009 - aluminum semi-matte
5. Option with additional charge - Top access M05 - colour: M009 - aluminum semi-matte

Worktop - configurations



Electric height adjustable frame - Ogi Drive

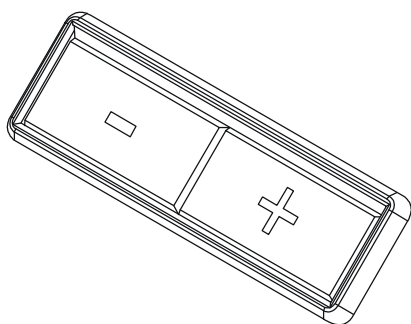


- 1. Worktop - MFC 28mm, PVC edge
- 2. Control panel
- 3. Leveling feet - range 5mm
- 4. Metal element for legs connecting
- 5. Electric height adjustable base - powder coated steel, load 100kg, telescopic leg

ATTENTION - distance between bench worktops 90mm

www.mdd.eu

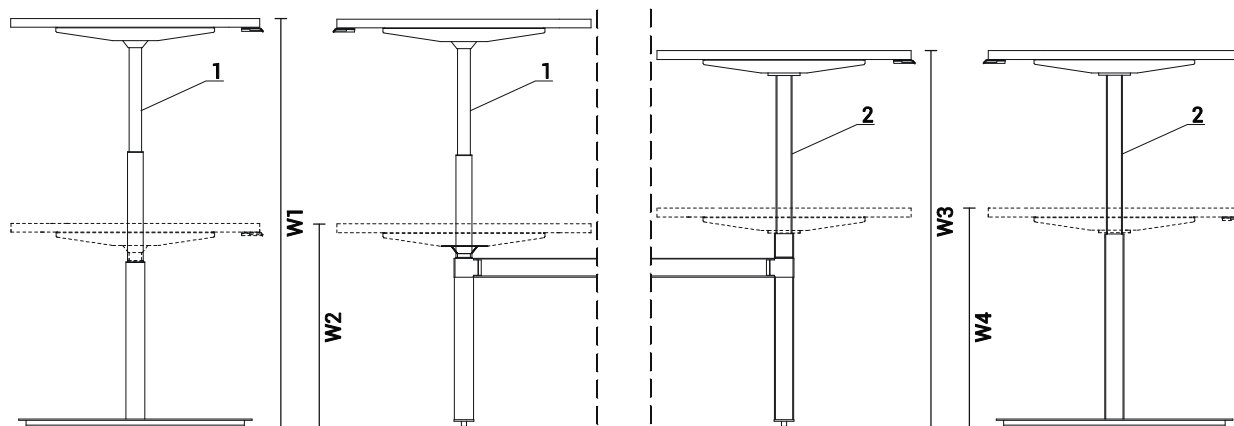
Electric height adjustable frame - Drive



FRAME TECHNICAL SPECIFICATION

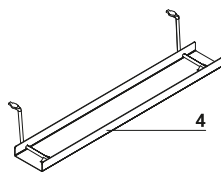
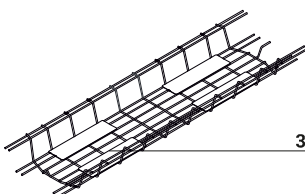
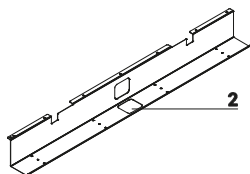
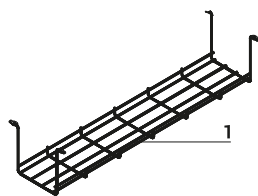
- Height adjustment - 40mm/sec Super Soft Start - Stop
- Drive - 2 synchronised motors with microprocessor, work control sensor
- Noise level - <48dB Anti collision mechanism
- Control panel - electrical height adjustment - memory
- Norms - ISO 21016, EN 527-2, EN 527-3
- EU Directives - 206/95EC, UI508 1999, UL 1004 R7 06, WE DC 2004/108WE
- Power supply - 230V, 300W, power consumption on Standby - 0.3W

Ogi Drive - dimensions



1. Stroke 650 - 3 profiles, w1 - 1300mm | w2 - 650mm
2. Stroke 500 - 2 profiles, w3 - 1200mm | w4 - 700mm

Accessories



1. Horizontal cable tray S69 - powder painted, colour: 09 - aluminum
2. Single desk horizontal cable tray (SG12, SG16) - powder painted metal, colour: M009 - aluminum semi-matte
3. Cable tray for desks of the type Bench (SOD12, SOD14, SOD16, SOD18, SOD20) - steel wire Ø4mm, powdercoated, colour: 09 - Aluminum
4. Horizontal cable tray E64 - powder painted, colour: M009 - aluminum semi matte

Top made of MFC 28mm.

Desk - 500mm stroke: columns are made of three laser-cut metal profiles 50x50x2mm and 60x60x2mm, height adjustment range of 700 - 1200mm.

Desk - 650mm stroke: columns are made of three laser-cut metal profiles 40x40x2mm, 50x50x2mm and 60x60x2mm, height adjustment range of 650 - 1300mm.

Frame consists of two columns and beam joining the arms. Total load capacity is 100 kg. Beam fixed with screws.

Each leg is fitted with gearbox and drive (each column has its own motor).

Single desks have powder coated metal feet. Benches fitted with regulators.

To adjust the level use levelling feet with a diameter of 60mm that are screwed into aluminum leg part.

Bench frame is fitted with metal beam that connects columns. It is made of profile 60x60 mm and has a clip mechanism. It is possible to change bench into single workplace - metal element for legs connecting should be removed and feet assembled to the columns.

Worktop, top, bottom




14 Beech



26 Aluminum satinato



31 Canadian oak



34 Chestnut



39 Polar birch



64 Cocoa



67 White pastel



106 Lowland nut



154 Anthracite

Frame



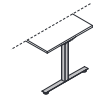
26 Aluminum satinato



67 White pastel



154 Anthracite




Grommet - black



34 Chestnut



64 Cocoa



106 Lowland nut



154 Anthracite



Grommet - white



67 White pastel



Grommet - aluminum



14 Beech



26 Aluminum satinato



31 Canadian oak



39 Polar birch

